

CE IVD



# RAPiCycler 96

Real-Time PCR System

Tailored for High-End  
Laboratory Needs



# RAPiCycler 96

## Real-Time PCR System

Designed to meet the experimental needs of high-end laboratories

With the 4 or 6 fluorescence channels, RapiCycler 96 can process 96 samples in one run

The system supports various downstream applications including Qualitative/quantitative analysis, absolute/relative quantitation, melting curve analysis, standard curve/dissociation curve analysis, Multiplex PCR, SNP genotyping, HRM, allele identification, temperature gradient function, etc.

Easy to process with the powerful and efficient temperature control system and fluorescence system.

Easy to-use software with user friendly operational designs.



## Areas of Applications

RapiCycler 96 Real-Time PCR System is a peltier based system designed for experimental analyses characterized by Polymerase Chain Reaction (PCR) for the purpose of DNA/RNA detection, and can be widely used in a variety of areas including:

Clinical Diagnosis

Epidemiological Monitoring

Forensics & Scientific Research

Food Safety

## Ordering Information

| CAT #       | Description                                    |
|-------------|--|
| G2MRAPI4001 | RapiCycler 96 Real Time PCR System (4 channel) |
| G2MRAPI4002 | RapiCycler 96 Real Time PCR System (6 channel) |

## Salient Features

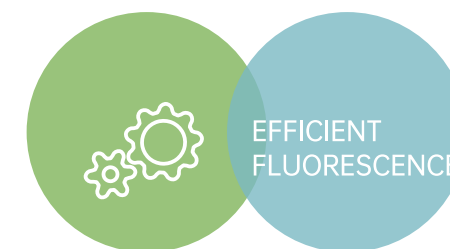
The real-time fluorescence quantitative PCR instrument uses semiconductor technology to quickly implement the PCR amplification process, and uses a high-sensitivity photoelectric detection system to detect the fluorescence signal in real time (standard/ fast mode), and analyzes and processes it through powerful analysis software

Sample dynamic range 1- 10<sup>10</sup>C

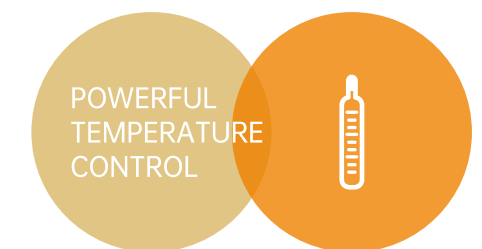
Wide Temperature range 0- 100°C

Gradient range 1°C- 42°C

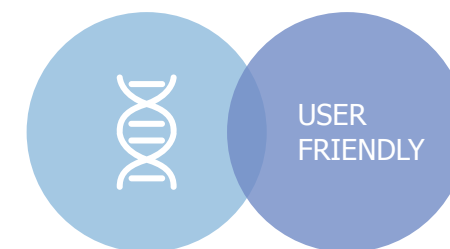
Scan Time 5second (for 96 wells)



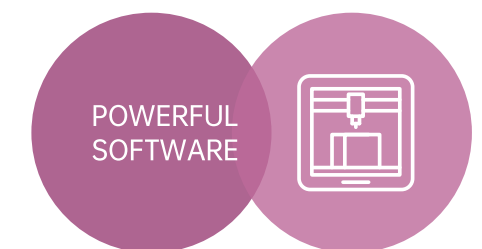
- The 4 or 6 fluorescence channels compatible with most of the common fluorescent dyes and probes of regular detection reagents.
- Strong fluorescence signal, low background noise and high sensitivity
- All channels are detected synchronously, and all fluorescent channels of 96 samples are detected within 5s
- Designed with LED light source, energy saving, environmental protection, long service life, and maintenance-free



- The maximum heating ramp rate is 7°C/s for quicker completion of assay
- With the temperature accuracy and uniformity of ± 0.25°C to ensure accurate results.
- With over-current, over-temperature, power-down data self-recovery and other protection functions to ensure the safe operation of the experiment



- PC operation, one computer can control multiple instruments, and can run multiple groups of experiments at any time
- Automatic hot lid, which can be used with automated workstation to improve work efficiency



- Capable of various data analyses to meet the needs of most experiments, including qualitative analysis, SNP genotyping, absolute quantitative analysis, relative quantitative analysis, genotyping, endpoint fluorescence analysis, melting curve analysis, pathogen detection, plus/minus assays etc.
- Software complied with security access, auditing and e-signature
- Automated result interpretation and analysis report.

## Specifications

| Model No.                            | G2MRAPI4001  | G2MRAPI4002  |
|--------------------------------------|--|--|
| Sample Capacity                      | 96 well, 12*8 strip, 96*0.2ml single tube  |  |
| Consumable                           | 0.2ml tube, 0.2ml 8-tube strips, 0.2ml 96 well plate   |  |
| Reaction Volume                      | 5-100µl  |  |
| Temperature Range                    | 0-105°C(Resolution:0.1°C)  |  |
| MAX. Ramp Rate                       | 7.0°C/s  |  |
| Temperature Control Accuracy         | ±0.1°C   |  |
| Uniformity                           | ±0.25°C  |  |
| Accuracy                             | ±0.25°C  |  |
| Hot Lid Temperature                  | 30-110°C(Adjustable, default 105°C)  |  |
| Hotlid opening mode                  | Automatic cover opening  |  |
| Temperature Control                  | Block/Tube   |  |
| Excitation Wavelength                | 300nm- 810nm   |  |
| Emission Wavelength                  | 500nm- 810nm   |  |
| Detection Channel                    | 4 channel  | 6 channel  |
| Factory Calibrated Dyes              | F1: FAM/SYBR-Green/<br>EVA-Green<br>F2: HEX/VIC/JOE/TET<br>/YELLOW/CY3/NED<br>/TAMRA<br>F3: ROX/Texas Red<br>F4: Cy5   | F1: FAM/SYBR-Green/<br>EVA-Green<br>F2: HEX/VIC/JOE/TET<br>/YELLOW/NIC<br>F3: ROX/Texas Red<br>F4: Cy5<br>F5: Cy5.5<br>F6: CY3/NED/TAMRA |
| Excitation                           | Long life LED  |  |
| Detection                            | High sensitivity photoelectric detector  |  |
| Dynamic Range                        | 1-10 <sup>10</sup> Copies  |  |
| Sensitivity                          | 1 copy   |  |
| Feature function                     | Qualitative/absolute quantification, relative quantitative, genotyping, HRM, melting curve, standard curve, allele identification, temperature gradient function, etc. |  |
| Special Temperature Setting Function | Supports thermal gradient PCR, Long PCR, Touch Down PCR  |  |
| Control mode                         | PC control, one pc control multiple instruments at the same time   |  |
| Date Export Formats                  | excel, csv, txt  |  |
| Printing                             | Report can be printed (optional USB thermal printer)   |  |
| Communication Parts                  | USB2.0, RS232  |  |
| Operating System for PC              | Win7, Win 10   |  |
| Dimension                            | 495x350x330mm(L x W x H)   |  |
| Net Weight                           | 28.0KG   |  |
| Power Supply and Power Consumption   | AC 100-240V, 50-60Hz; 1400W  |  |



### Genes2Me Pvt. Ltd.

1105, 11th Floor, Tower B, SAS Tower, Medicity,  
Sector - 38, Gurgaon - 122 001, Haryana, India  
Tel : + 91 18001 214030 / + 91 88000 23600  
E-mail : contact@genes2me.com www.genes2me.com

